

Hunting For Witches

from their 2nd album *A Weekend In The City* (2007)

Band: **Bloc Party**

Words: Kele Okereke

Kele Okereke (voc & gtr)

Russell Lissack (gtr)


Gordon Moakes (bass)

Matt Tong (drums)


Rock

$\text{♩} = 157$



(+drums) (+guitar)





Verse 1



Pre-Chorus



Verse 2



Pre-Chorus

First system of the Pre-Chorus. The bass line consists of quarter notes: G2, A2, B2, C3, D3, E3, F3, G3. The guitar fretboard diagram shows the following fret numbers: 9 9 | 9 9 | 4 4 | 5 5 | 9 9 | 2 9 | 5 5 | 5 7 7 7.

Second system of the Pre-Chorus. The bass line consists of quarter notes: G2, A2, B2, C3, D3, E3, F3, G3. The guitar fretboard diagram shows the following fret numbers: 9 9 | 9 9 | 4 4 | 5 5 | 7 7 | 7 9.

Chorus

First system of the Chorus. The bass line consists of quarter notes: G2, A2, B2, C3, D3, E3, F3, G3. The guitar fretboard diagram shows the following fret numbers: 10 | 11 | 11-11 | 10 | 7-7-7-7-7-7-7-10 | 9-9-9-9-9-9-9-9 | 5-5-4-5-5-5-4-5.

Second system of the Chorus. The bass line consists of quarter notes: G2, A2, B2, C3, D3, E3, F3, G3. The guitar fretboard diagram shows the following fret numbers: 5-5-5-5-5-5-5-5 | 2-2-2-2-2-2-2-2 | 2-2-2-2-2-2-2-2 | 5-5-5-5-5-5-5-5.

Third system of the Chorus. The bass line consists of quarter notes: G2, A2, B2, C3, D3, E3, F3, G3. The guitar fretboard diagram shows the following fret numbers: 5-5-5-5-7-7-7-7 | 14-14-14-14-14-14-14-14. The section ends with a (buildup) instruction and a rest for four measures.

Bridge

First system of the Bridge. The bass line consists of quarter notes: G2, A2, B2, C3, D3, E3, F3, G3. The guitar fretboard diagram shows the following fret numbers: 11-11-12-12-14-14. There are two measures with a slash (/) indicating a rest.

Second system of the Bridge. The bass line consists of quarter notes: G2, A2, B2, C3, D3, E3, F3, G3. The guitar fretboard diagram shows the following fret numbers: 9-9-9-9-9-9-9-9 | 10-10-10-10-10-10-10-10 | 7-7-7-7-7-7-7-7 | 7-7-7-7-9-9-9-9.

Repeat Pre-Chorus & Chorus